

# RELEASE NOTES

## TASKS

<b>Functionality</b>	Quick Fixes
<b>Completed</b>	WIRELESS FORMS - File Upload .pdf
<b>Version</b>	21.11.03

# Verified and Released On

3rd November 2021, 3rd November 2021

## Objectives and Steps

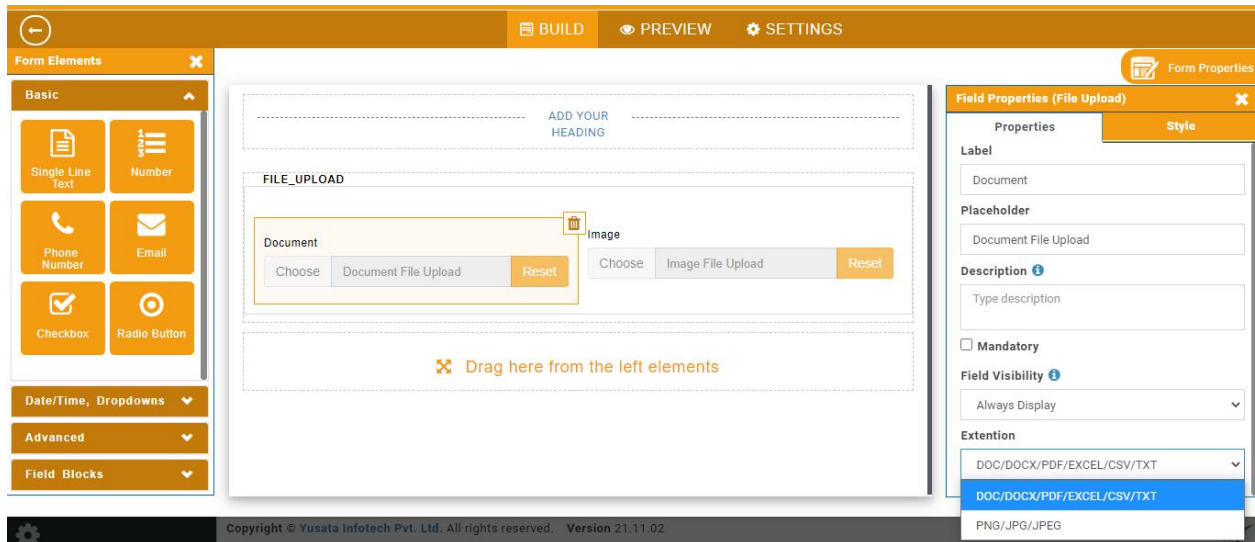
### OVERVIEW & PURPOSE

In this release we have made the following enhancement for the File upload feature - Users can upload the Documents and PDF extension files to the system.

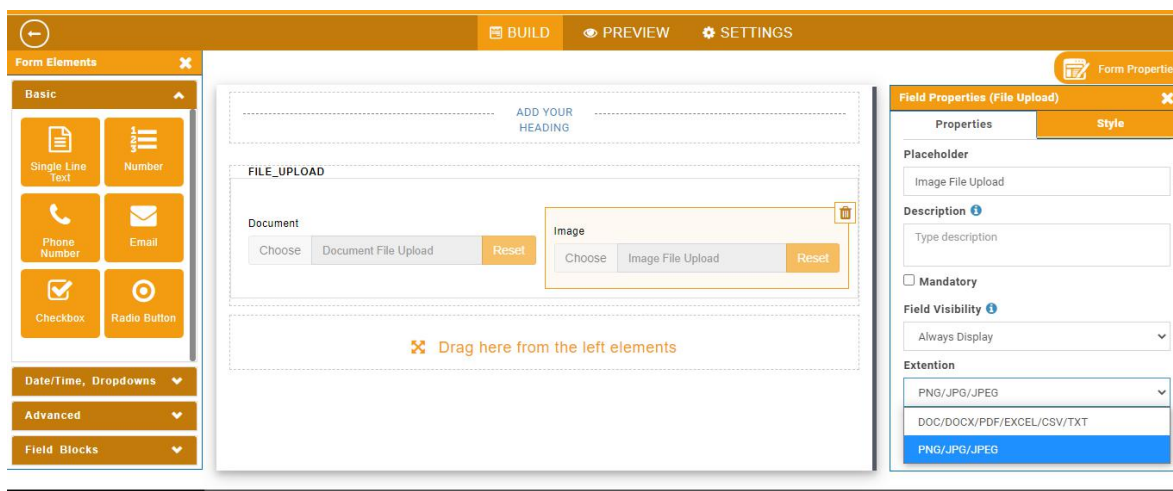
#### ● **Wireless Forms - File Upload - .Pdf**

- Go to Wireless forms
- Drop the File upload field on template
- Here the new property has been added to select the file upload type.
- Select the file upload type as PDF
- Select the option

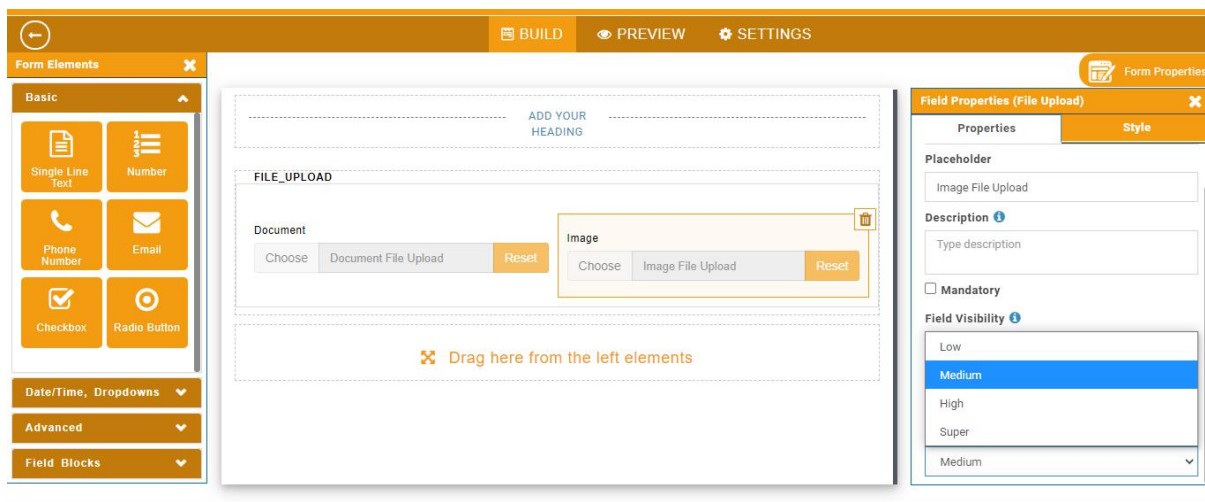
Note : Currently Only .PDF extension is allowed on file upload for the above filter option



### Drop Field and select filter from property



### Drop file upload field and select image filter and quality



### Drop file upload field and select image filter and quality

ADDABLE\_GROUP\_FILEUPLOAD

FILE\_UPLOAD

	Sr#	Document	Image
	1	<div><div>Choose</div><div>Document File Upload</div><div>Reset</div></div>	<div><div>Choose</div><div>Image File Upload</div><div>Reset</div></div>

Please enter valid file extension. Eg(pdf)

### When Uploaded invalid file

ADDABLE\_GROUP\_FILEUPLOAD

FILE\_UPLOAD

	Sr#	Document	Image
	1	<div><div>Choose</div><div>Check template email notification p.pdf</div><div>Reset</div></div>	<div><div>Choose</div><div>Image File Upload</div><div>Reset</div></div>

Please enter valid file extension. Eg(jpg/jpeg/png)


### When uploaded invalid image format file


FILE\_UPLOAD

	Sr#	Document	Image
	1	<div><div>Choose</div><div>Document File Upload</div><div>Reset</div></div>	<div><div>Choose</div><div>filters for items and customer by location.png</div><div>Reset</div></div>

## Uploaded valid file format









FILE\_UPLOAD

	Sr#	Document	Image
	1	<input type="button" value="Choose"/> Check template email notification p.pdf <input type="button" value="Reset"/>	<input type="button" value="Choose"/> filters for items and customer by location.png <input type="button" value="Reset"/>



## Uploaded valid file format

View Check doc upload

Document	Image	
		
FILE_UPLOAD		
Document	Image	
		
FILE_UPLOAD addable		
Sr#	Document	Image
1		
2		

## View Form after upload

Once the file is uploaded the user can download the file from the view form.